


# DEUTZ TD 2.9 Power Pack

For mobile machinery • 30-55 kW / 40-75 hp at 2200-2600 min-1/rpm • EU Stage IIIB and V / US EPA Tier 4

## TD 2.9



The engine company.



## DEUTZ Factory-Built Power Packs

- ▲ DEUTZ factory-built Power Packs are available in ready-to-install packages for mobile machinery. Each unit includes a cooling package and mounted exhaust after-treatment. Engines can be equipped with a suction or pusher fan.
- ▲ All DEUTZ Power Packs are designed, fully tested and validated to offer a robust and completely integrated power package. These complete “drop in,” ready-to-run packages offer the same performance and reliability associated with all DEUTZ engines and powered equipment.
- ▲ Power Packs are very compact and have been designed for use in the construction, agricultural and industrial markets. Each offers easy installation along with the industry’s lowest installed and operational costs.
- ▲ Power Packs are available in three different versions: Pedestal, Open Skid and Closed Skid. Each version is supported with a large range of options and accessories. Both the Open Skid and Closed Skid Power Packs are free-standing.
- ▲ Power Packs feature the latest technology, including water-cooled, 4-cylinder, inline diesel engines with cooled, external-exhaust-gas recirculation. Available in normally aspirated or turbocharging units.
- ▲ Both normally aspirated and turbocharged 2.9 Power Pack units in all configurations comply with EPA Tier 4 Final. Normally aspirated Power Packs range from 40 to 50hp (30 to 36.4 kW); turbocharged models range from 50 to 75hp (36.4-55.4 kW).
- ▲ DPF Stage V<sup>®</sup> version only available on TD2.9.
- ▲ Use of DVERT<sup>®</sup> oxidation catalyst (DOC) and diesel particulate filter (DPF) for EU Stage V enables maintenance-free operation under all applications and ambient conditions. The DOC and DPF are modular exhaust after-treatment systems (EAT) and come pre-mounted to the engine, maintaining a compact design.
- ▲ DEUTZ Power Packs come with a complete factory-supplied warranty.

Engine type		D 2.9 L4	TD 2.9 L4
No. of cylinders		4	4
Bore/stroke	mm   in	92/110   3.6/4.3	92/110   3.6/4.3
Displacement	l   cu in	2.9   177	2.9   177
Max. nominal speed	min -1   rpm	2600	2600

Engine type		D 2.9 L4	TD 2.9 L4
Power output as per ISO 14396 1)	kW   hp	36.4   50	55.4   75
at speed	min -1   rpm	2600	2600
Max. torque	Nm   lb/ft	147   108	260   192
at speed	min -1   rpm	1600	1600 - 1800
Minimum idling speed	min -1   rpm	900	900
Specific fuel consumption 2)	g/kWh   lb/hph	225   0.37	225   0.37
Engine Weight as per DIN 70020 Part 7A 3)	kg   lb	220   485	237   522


1) Power data without deduction of fan power.

2) Best point consumption refers to diesel with a density of 0.835 kg/dm<sup>3</sup> at 15°C.

3) Without starter/alternator, cooler and fluids but with flywheel and flywheel housing.

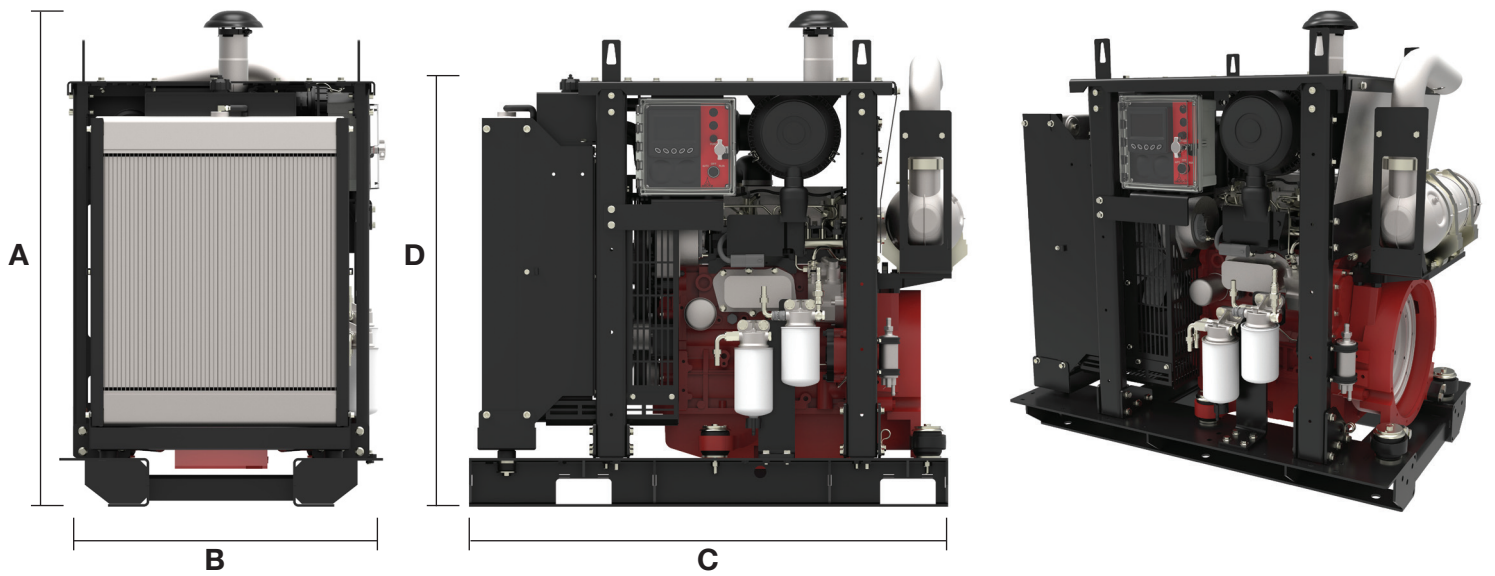
The data on this data sheet are for information purposes only and are not binding values. The data in the quotation is definitive.

**The engine company.**



### D/TD 2.9 PEDESTAL

		A	B	C	D
TD 2.9 Pedestal Power Pack	mm/in	1027/40.4	571/22.5	1186/46.7	929/36.6
D 2.9 Pedestal Power Pack	mm/in	1171/46.1	676/26.6	1125/44.3	792/31.2

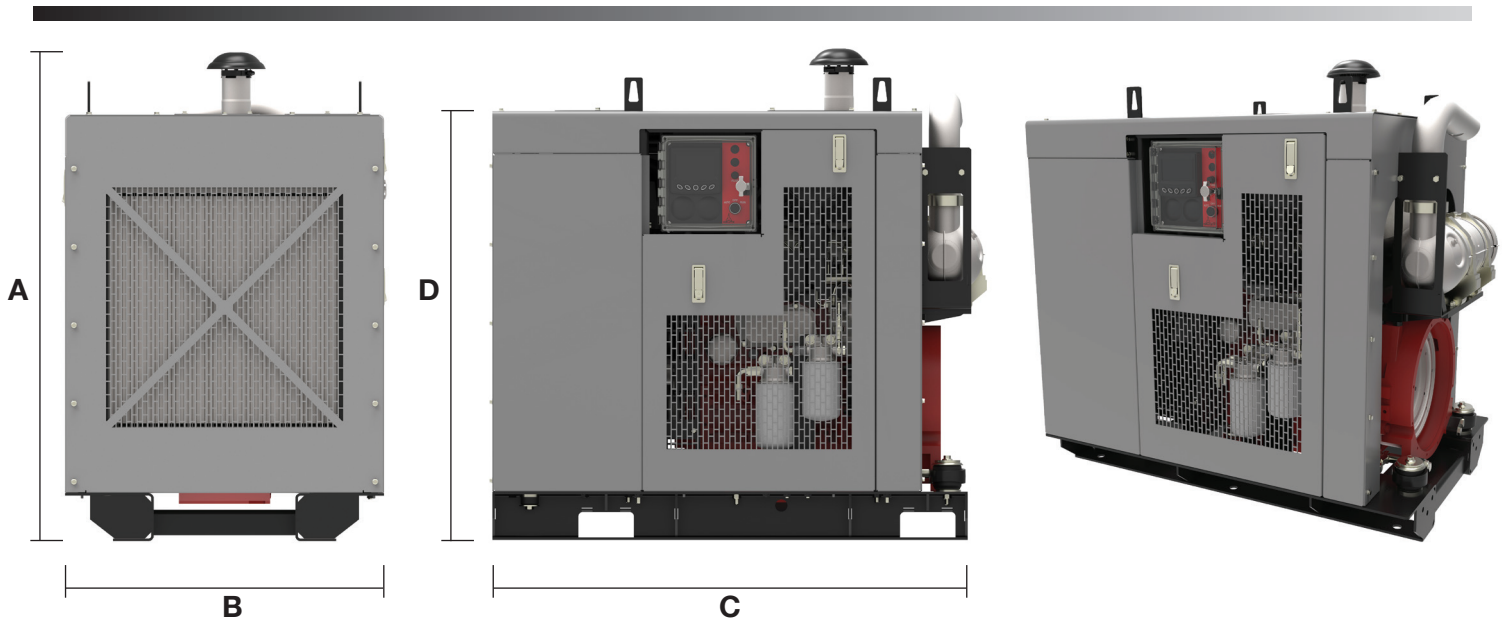


### D/TD 2.9 OPEN


		A	B	C	D
TD 2.9 Open Power Pack	mm/in	1202/47.3	784/30.8	1207/47.5	1030/40.5
TD 2.9 Open Power Pack*	mm/in	1562/61.4	784/30.8	1160/45.6	1031/40.5
D 2.9 Open Power Pack	mm/in	1237/48.7	784/30.8	1207/47.5	1030/40.5
D 2.9 Open Power Pack*	mm/in	1498/58.9	785/30.9	1160/45.6	1031/40.5

\*With repositioned EAT





D/TD 2.9 CLOSED		A	B	C	D
TD 2.9 Closed Power Pack	mm/in	1202/47.3	784/30.8	1207/47.5	1049/41.3
D 2.9 Closed Power Pack	mm/in	1200/47.2	784/30.8	1207/47.5	1048/41.2



DEUTZ Corporation  
 3883 Steve Reynolds Blvd. | Norcross, GA 30093 USA  
 Phone: 770 564 7100 | E-mail: info@deutzusa.com  
 www.deutzamericas.com

The engine company. 