

# DEUTZ TCD 12.0/13.5 Power Pack

304-454 kW / 407-609 hp at 1700-2100 min-1/rpm ■ EU Stage V & US EPA Tier 4 Final

# TCD 12.0/13.5



The engine company.



---

## DEUTZ Factory-Built Power Packs

- DEUTZ factory-built Power Packs are compact, ready-to-install engine solutions for mobile machinery.
- Designed for use in the construction, agricultural and industrial markets, each Power Pack is fully tested and validated to offer a robust and completely integrated power package.
- Not only are DEUTZ Power Packs easy to install, but they also offer the industry's lowest installed and operational costs. And, they come with the same exclusive warranty as new DEUTZ engines.
- DEUTZ TCD 12.0 L6 and TCD 13.5 L6 Power Packs are available in ready-to-run, pedestal-mounted and open-configuration packages and are supported by a large range of options and accessories.
- When installed in mobile machinery, these power packs offer features for regulated and unregulated markets with identical performances, cooling system requirements and interfaces. As a result, customers can use the same device design to meet different emission standards.
- The robust design of the TCD 12.0 L6 and TCD 13.5 L6 is especially suited for the harshest requirements.
- The TCD 12.0 L6 and TCD 13.5 L6 Power Packs feature a proven and robust water-cooled, 6-cylinder inline diesel engine.
- The TCD 12.0 L6 and TCD 13.5 L6 Power Packs include a mounted cooling-and-guard package, and the engine can be equipped with a puller or pusher fan.
- These engines meet the requirements of EU Stage V and US EPA Tier 4 with selective catalytic reduction (SCR for Tier 4). A version is also available for export to lower-regulated countries (LRC).
- DEUTZ factory-built Power Packs offer the renowned performance and reliability associated with all DEUTZ engines and powered equipment. They're ideal for use in a wide range of equipment, including:

- ▲ De-watering pumps
- ▲ Oil field pumps
- ▲ Irrigation pumps
- ▲ Wood chippers
- ▲ Construction machinery
- ▲ Sewer vacuums and pumps
- ▲ Agricultural machinery
- ▲ Generating Sets
- ▲ Specialty machinery

**And, no matter where you are in the world, DEUTZ service is always close by, ensuring maximum availability and service life for your DEUTZ engines and equipment.**

The engine company.

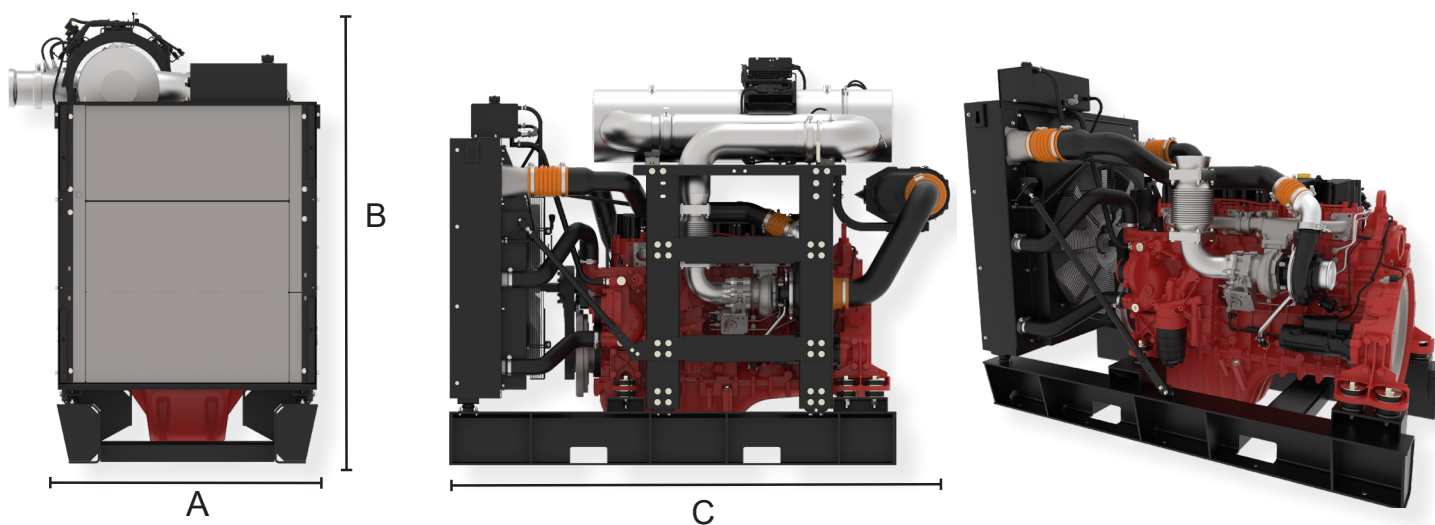
---

Engine type		TCD 12.0 L6	TCD 13.5 L6
No. of cylinders		6	6
Bore/stroke	mm   in	130/150   5.1/5.9	135/157   5.3/6.2
Displacement	l   cu in	12.0   732	13.5   824
Max. nominal speed	min <sup>-1</sup>   rpm	2100	2100



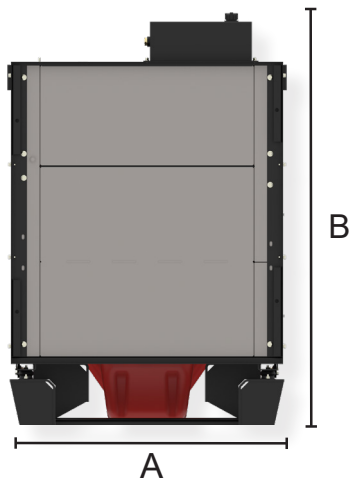
Engine type		TCD 12.0 L6	TCD 13.5 L6
Power output as per ISO 14396 <sup>1)</sup>	kW   hp	404   542	454   609
At speed	min <sup>-1</sup>   rpm	1700-2100	1700-2100
Max. torque	Nm   lb/ft	2505   1848	2757   2033
At speed	min <sup>-1</sup>   rpm	1200-1400	1100-1500
Minimum idling speed	min <sup>-1</sup>   rpm	600	600
Weight as per DIN 70020 Part 7A <sup>2)</sup>	kg   lb	983   2167	990   2183

1) Power data without deduction of fan power


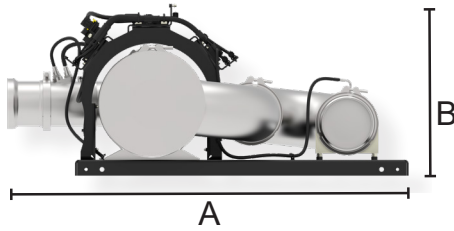
2) Without starter/alternator, cooler and fluids but with flywheel and flywheel housing



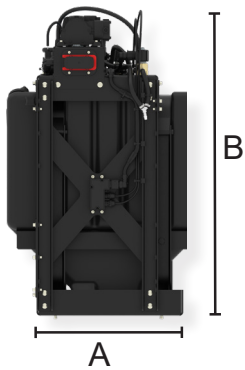
		A	B	C
TCD 12.0 L6 - Open	mm/in	1089/42.9	1859/73.2	2044/80.5
TCD 13.5 L6 - Open	mm/in	1089/42.9	1859/73.2	2044/80.5



		A	B	C
TCD 12.0 L6 - Pedestal	mm/in	1069/42.1	1638/64.5	1998/78.7
TCD 13.5 L6 - Pedestal	mm/in	1069/42.1	1638/64.5	1998/78.7



		A	B	C
EAT	mm/in	1260/49.6	539/21.2	1297/51.0



		A	B	C
Def tank	mm/in	452/17.7	925/36.4	532/20.9

**DEUTZ Corporation**  
 3883 Steve Reynolds Blvd. | Norcross, GA 30093 USA  
 Phone: (770) 564-7100 | E-mail: info.usa@deutz.com  
 www.deutzamericas.com

The engine company. 